



Reanimator F 120 Infant Transport System

GLOBETROTTER®

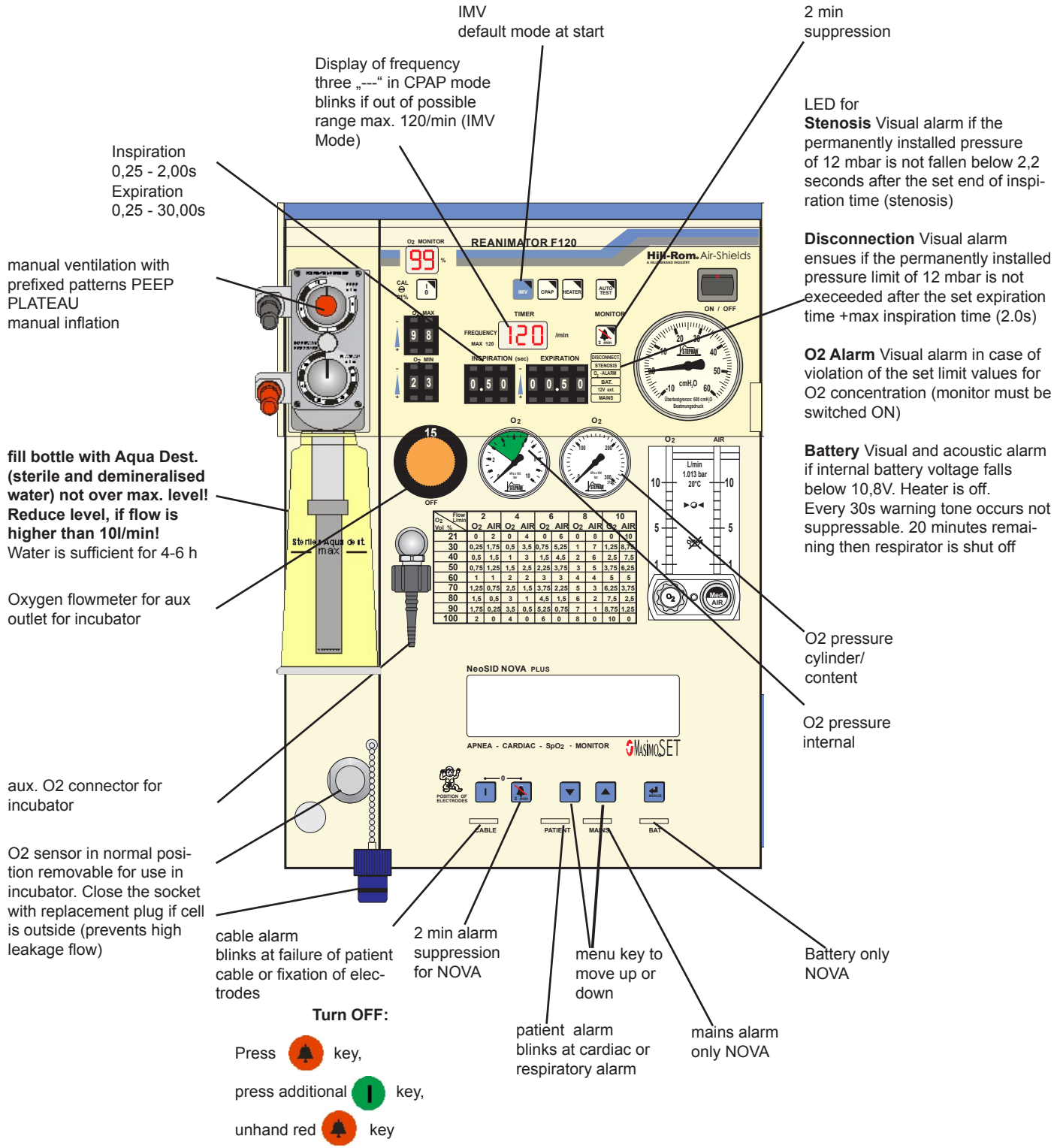
trained personal only



Pursuant to Medical Device Directive 93/42, the apparatus must only be operated by trained personnel. Prerequisite is an exact knowledge of the operating instructions!



The F. STEPHAN GmbH will not be liable for damages caused by faulty operation due to non-observance of the operating instructions or from use for which the apparatus is not earmarked.



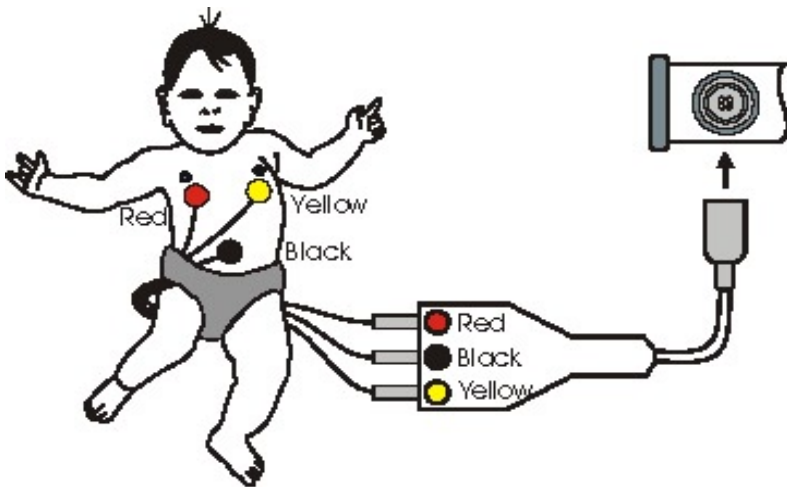
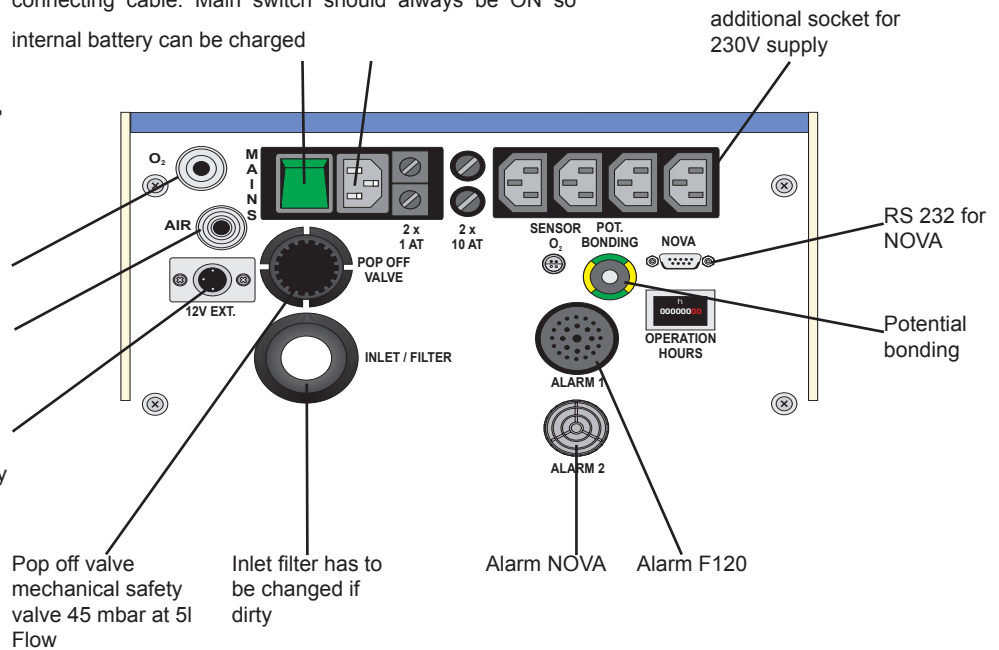
230 V by means of the apparatus plug and the attached connecting cable. Main switch should always be ON so internal battery can be charged



Reception coupling for O2 and air



12V external supply



Placing the electrodes

1. red electrode below the right nipple.
2. yellow electrode below the left nipple.
3. black electrode beside the bellybutton.
4. Place the electrodes into patient cable socket according to the colour code on it.
5. The far end of the patient cable (grey plug)

heart rate no value "----"	Respiratory frequency	Time and date
120	20	22:46:32 24.04.02
220 /min 80 /min	20 sec	

alarm limits affected limit is displayed inverted heart symbol blinks in case of cardiac activity

Apnea alarm limit lung symbol blinks in case of resp. activity

Symbols for battery (low charge alarm) mains clock and bell (suppression for 2 min)