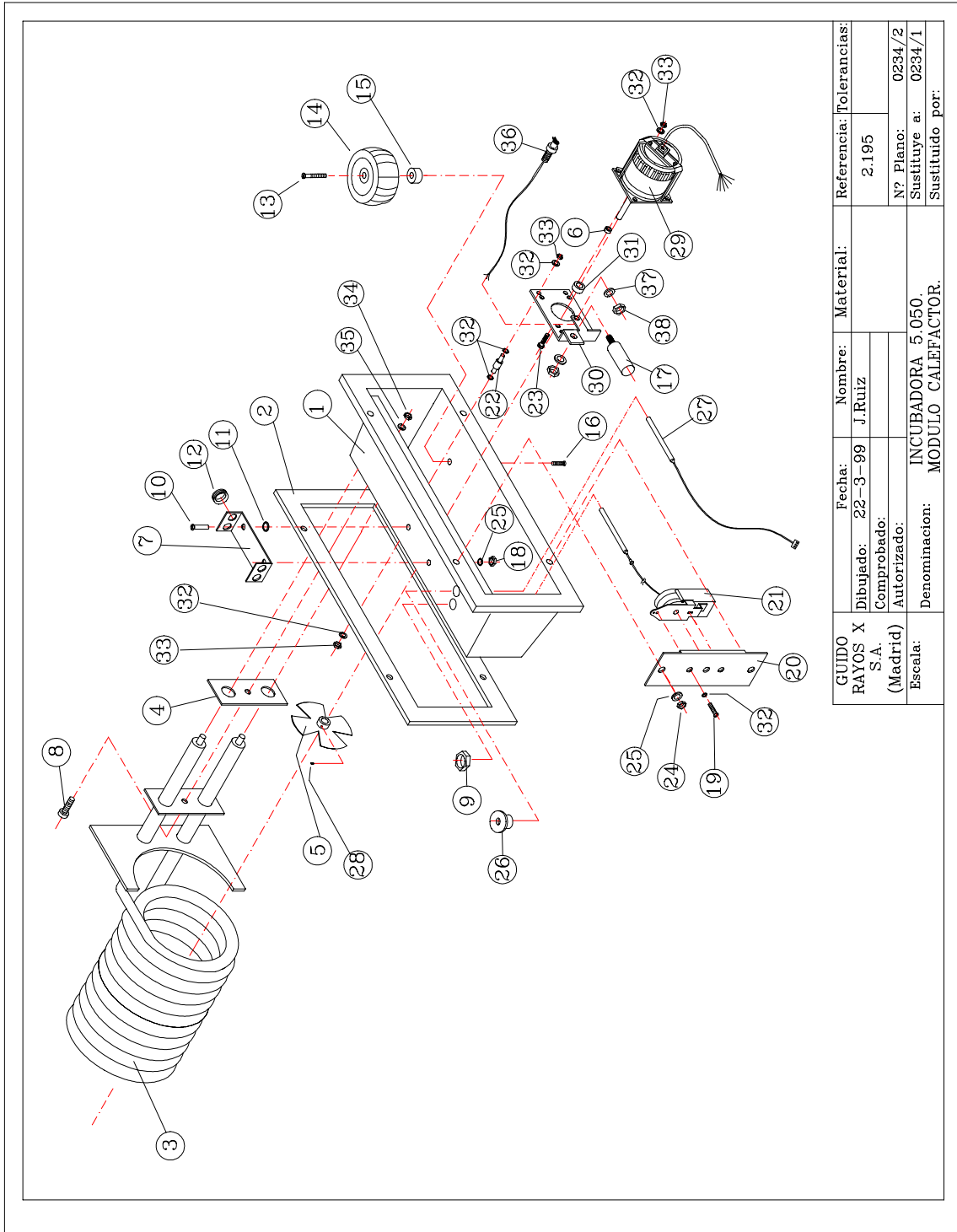
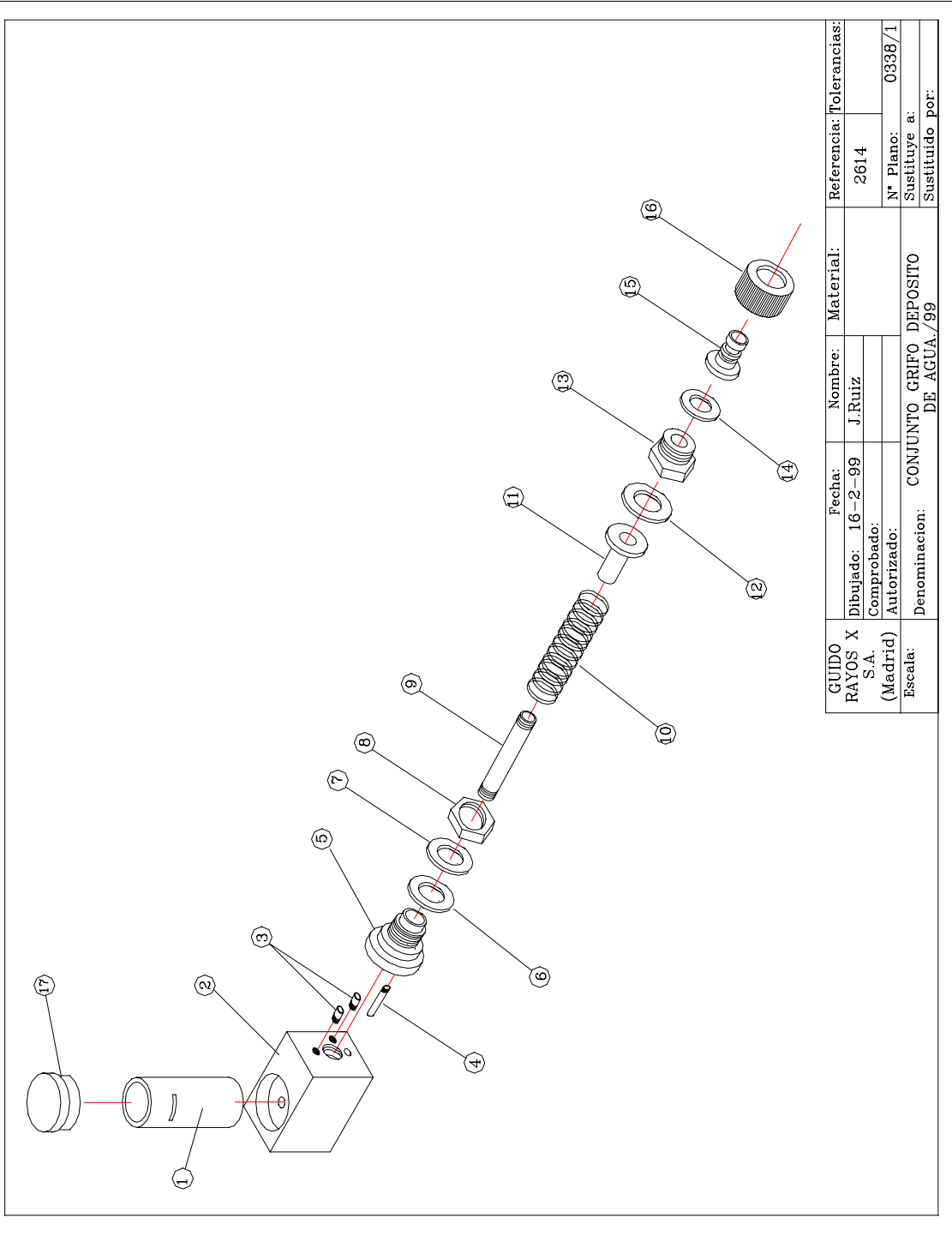


<i>ITEM</i>	<i>REFERENCE</i>	<i>DESCRIPTION</i>
1	2452	HUMIDITY TEMPERATURE SENSORS
2	2213	HOLE DOOR
3	2263	GASKET
4	1273	SCREW DIN 965 M4x10
5	1236	SPRING
6	1309	SCREW DIN 912 M5x45
7	1340	LOCK NUT DIN 985 M5
8	2212	FLANGE
9	2269	LEFT SHAFT
10	1333	SCREW DIN 7985 M4x16
13	2265	BUMPER
15	2199	HOOD
16	2204	ROUND DIAPHRAGM
17	2216	LOCKING END
18	2197	SCREW DIN 7981 M4x19
19	7597	SCREW DIN 7985 M3x16
20	2205	LATERAL DIAPHRAGM
21	7566	SCREW DIN 966 M5x16
22	2267	AXLE FEMALE SEAT
23	1332	SCREW DIN 7985 M3x8
24	2215	LOCK
25	2231	LOCKING SEAT
26	2202	LOCKING SPRING
27	2217	LOCKING KNOB
28	1103	HANDLE
29	2268	SHAFT ASSEMBLY, RIGHT
30	2201	FRONT DOOR



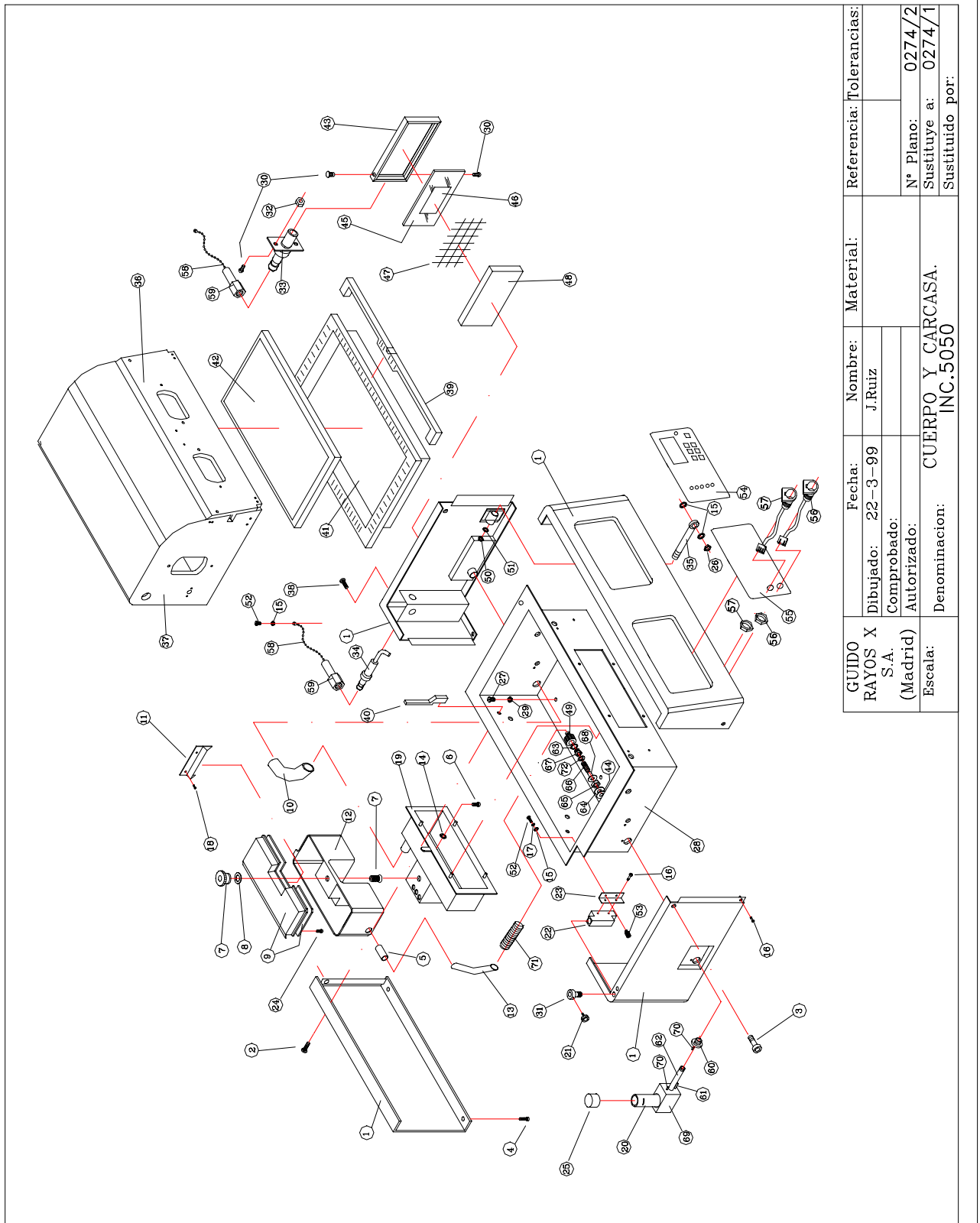
<i>ITEM</i>	<i>REFERENCE</i>	<i>DESCRIPTION</i>
1	1116	HEATING BOX
2	1197	GASKET
3	2405	HEAT COIL
4	2289	GASKET
5	1105	FAN BLADE
6	1147	SPACER
7	1207	BULB CRADLE
8	0546	SCREW DIN 912 M6x20
9	1358	JAM NUT
10	1294	SCREW DIN 7985 M5x12
11	7561	WASHER DIN 137 M6
12	7570	GASKET
13	2171	SCREW M4x38
14	2401	TRANSFORMER
15	2282	SPACER
16	1273	SCREW DIN 965 M4x10
17	2463	CAPACITOR MOTOR 1MF
18	1340	NUT M5 DIN 985
19	1283	SCREW DIN 7985 M4x10
20	2288	THERMOSTAT HOLDER PLATE
21	1247	ALARM THERMOSTAT
22	1265	MOTOR MOUNT STUD M4 10 mm
23	1333	SCREW M4x16 DIN 7485
24	8028	NUT M5 DIN 934
25	1165	WASHER M5 DIN 125
26	0994	TEFLON SPACER HOLDER LEDS SENSOR
27	7703	LEDS SENSOR
28	2173	SCREW M4x5 DIN 916
29	2740	FAN MOTOR
30	2429	MOTOR MOUNTING PLATE

<i>ITEM</i>	<i>REFERENCE</i>	<i>DESCRIPTION</i>
31	1192	SEAL
32	1159	WASHER DIN 6798J M4
33	1681	LOCK NUT DIN 934 M4
34	1346	NUT M6 DIN 982
35	1166	WASHER M6 DIN 125
36	7538	FAN MOTOR SENSOR
37	1171	GROWER WASHER M8 DIN 127
38	7688	NUT M8 DIN 439



GUIDO RAYOS X S.A. (Madrid)	Fecha:	Nombre:	Material:	Referencia:	Tolerancias:
	Dibujado: 16-2-99	J. Ruiz		2614	
Escala:	Comprobado:			Nº Plano:	
	Autorizado:			Sustituye a:	0338/I
	Denominación:	CONJUNTO GRIFO DEPOSITO DE AGUA./99		Sustituido por:	

<i>ITEM</i>	<i>REFERENCE</i>	<i>DESCRIPTION</i>
1	2182	WATER LEVEL
2	2641	WATER FILLING BODY
3	2645	BULON ROSCADO M6x13 GRIFO
4	2646	BULON ROSCADO M6x41 GRIFO
5	2651	PASAMUROS CONJUNTO GRIFO
6	2656	WASHER BOLT 18,25x32x1 mm
7	2642	WASHER 18,25x32x2 mm
8	2653	NUT M18x100
9	2647	BOLT SPACER
10	2649	BOLT SPRING
11	2644	BOLT SPACER TOP
12	2643	BACK BOLT WASHER 13x18x2
13	2654	NUT CONECTION BOLT RACORD
14	2657	FIXING BOLT RACORD 2,62x11,9
15	2652	CONECTION RACORD BOLT TUBE
16	2652	CONECTION RACORD BOLT TUBE
17	2440	WATER BOLT TEFLON CAP

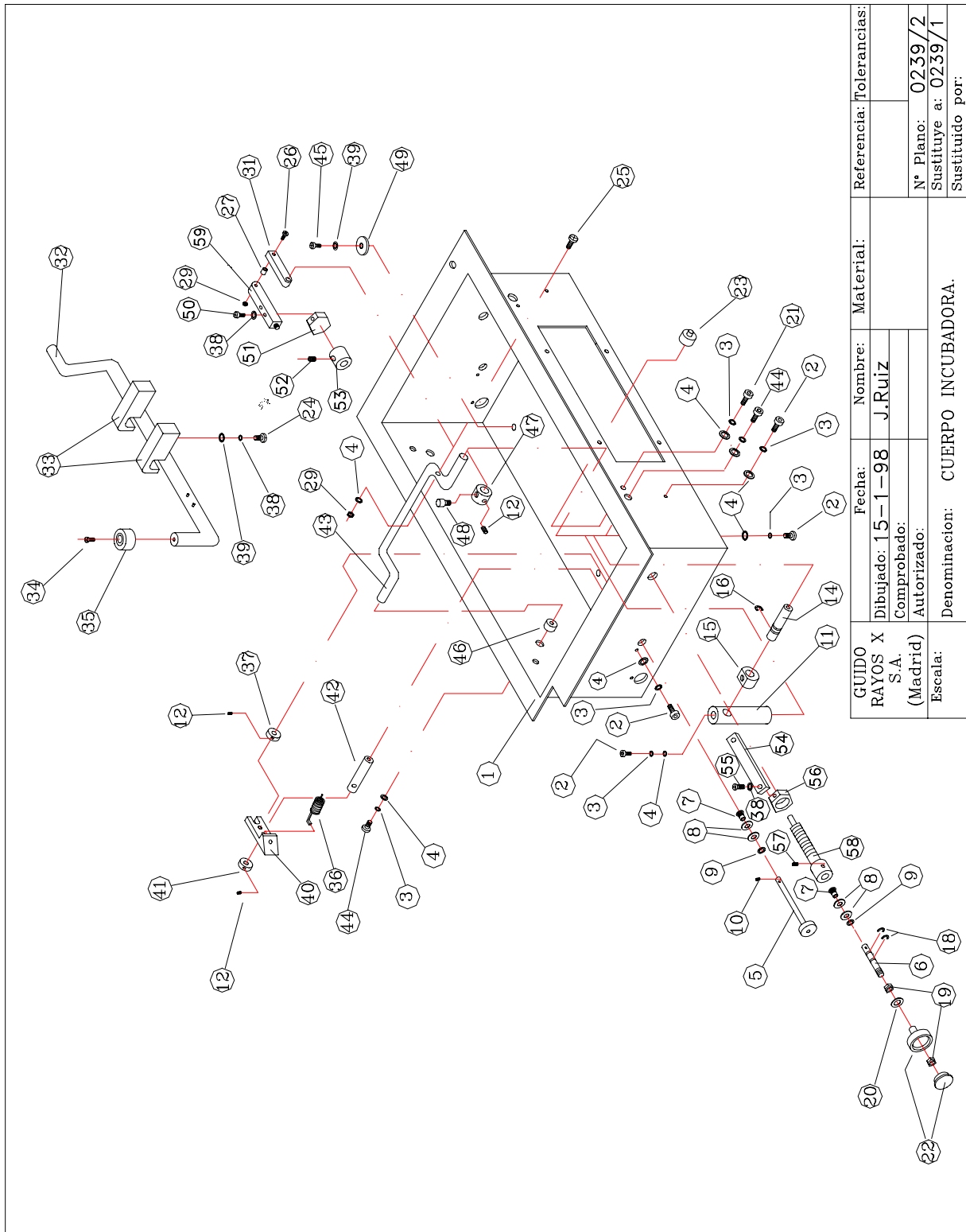


GUIDO RAYOS X S.A. (Madrid)	Fecha:	Nombre:	Referencia:	Tolerancias:
	Dibujado: 22-3-99	J. Ruiz		
Escala:	Comprobado:	Denominacion:	Nº Plano:	0274/2
	Autorizado:	CUERPO Y CARCASA. INC.5050	Sustituye a:	0274/1
			Sustituido por:	

<i>ITEM</i>	<i>REFERENCE</i>	<i>DESCRIPTION</i>
1	2280	OUTER BODY (4 PCS.)
2	2369	REAR SCREW
3	2370	SIDE SCREW
4	9317	SCREW DIN 965 M4x8
5	2371	WATER TANK INLET
6	1315	SCREW DIN 7985 M5x10
7	1266	WATER TANK LOCK NUT / SCREW ASSY.
8	2456	NYLON WASHER M7
9	2432	WATER TANK LID
10	2261	AIR SILICONE HOSE
11	1137	WATER TANK FLANGE
12	2431	WATER TANK
13	2299	SILICONE TUBE
14	1165	WASHER DIN 125 M5
15	1157	WASHER DIN 125 M4
16	1705	SCREW DIN 7985 M4x8
17	1160	WASHER M4 DIN 127
18	7837	SCREW DIN 7981 M4x6,5
19	2270	HEATING PACK HOUSING
20	2182	WATER LEVEL
21	1744	I.V. STAND LOCK
22	2790	I.V. STAND LOWER HOLDER
23	2446	I.V. STAND HOLDER FIXING PLATE
24	2107	SCREW DIN 7982 M4x6,5
25	2440	CAP
26	1344	NUT M4
27	1334	SCREW DIN 7985 M4x25
28	2230	INNER BODY
29	0664	NYLON WASHER 12x4x2
30	1700	SCREW DIN 965 M3x6
31	2789	I.V. STAND UPPER HOLDER

<i>ITEM</i>	<i>REFERENCE</i>	<i>DESCRIPTION</i>
32	1360	NUT M3
33	2367	85% OXYGEN INLET
34	2366	35 % OXYGEN INLET
35	2391	FRONT DOOR SHAFT
36	2201	FRONT DOOR
37	2199	HOOD
38		SCREW W3/16 x 2
39	1225	BED SPACER
40	1206	HOOD FASTENING
41	1106	BED
42	1122	MATTRESS
43	2361	FILTER RETAINER FRAME
44	2656	PLASTIC WASHER 92x18,25x1
45		PLASTIC COVER
46	2314	FILTER LABEL
47		FILTER RETAINER
48	1155	AIR FILTER
49	2652	CONNECTION RACORD WATER TUBE
50	1346	LOCK NUT DIN 985 M6
51	1166	WASHER DIN 125 M6
52	1277	SCREW DIN 7985 M4x12
53	0854	NUTSER M-4
54	2319	KEYPAD LABEL
55	2318	INSTRUCTIONS LABEL
56	2706	2 BLACK PIN CONNECTOR
57	2704	3 PIN CONECTOR
58	1144	CAP CHAIN

<i>ITEM</i>	<i>REFERENCE</i>	<i>DESCRIPTION</i>
59	2365	INLET CAP 35 AND 85%
60	2651	PASAMUROS BOLT SET
61	2646	BULON ROSCADO LARGO
62	2647	BOLT SPACER
63	2657	FIXING BOLT RACORD 2,62x11,9
64	2642	FRONT WASHER 32x18,5x2
65	2653	NUT
66	2649	BOLT SPRING
67	2654	NUT CONECTION BOLT RACORD
68	2644	BOLT SPACER TOP
69	2641	WATER FILLING BODY
70	2645	BULON ROSCADO M6x13 GRIFO
71	2648	INSIDE WATER TUBE SPRING
72	2643	BACK BOLT WASHER 13x18x2



<i>ITEM</i>	<i>REFERENCE</i>	<i>DESCRIPTION</i>
1	2230	INNER BODY
2	0552	SCREW DIN 912 M5x12
3	1391	WASHER DIN 127 M5
4	1165	WASHER DIN 125 M5
5		SHAFT, HUMIDITY
6	2222	SHAFT, TILTING KNOB
7	2362	FASTENER
8	1726	PLASTIC WASHER 10 mm
9		FASTENER LOCK NUT
10	2223	SPECIAL SCREW DIN 912 M4x6
11	2235	TILTING ASSEMBLY STAND
12	7719	SCREW DIN 916 M4x6
14	2241	SHAFT, TILTING DEVICE
15	2242	HOLDER
16	2245	FASTENER 8 mm
18	7577	FASTENER 5 mm
19	1054	LOCK NUT DIN 934 M6
20	1166	WASHER DIN 125 M6
21	2220	SCREW DIN 912 M5x10
22	2243	TILTING KNOB
23	2219	TILTING POSITIONING END
24	1691	SCREW DIN 912 M4x10
25	2364	TILTING SHAFT SCREW
26	0626	SCREW DIN 912 M5x30
27	2421	SPACER
29	1340	LOCK NUT DIN 985 M5

<i>ITEM</i>	<i>REFERENCE</i>	<i>DESCRIPTION</i>
31	2232	TILTING CONNECTING ROD
32	2250	HUMIDITY SHAFT
33	2372	STAND
34	2237	SCREW DIN 965 M5x20
35	2229	SLIDING TIP
36	2224	SPRING
37	2228	SPACER
38	1160	WASHER DIN 127 M4
39	1157	WASHER DIN 125 M4
40	2373	HUMIDITY CONTROL SLIDING
41	2227	SLIDING BUMPER
42	2225	SLIDING SHAFT
43	2236	TILT BAR
44	1304	SCREW DIN 912 M5x16
45	1334	SCREW DIN 7985 M4x25
46	2238	TILT BAR SPACER
47	2239	TILT BAR POSITIONER
48	2218	TILT BAR POSITIONER STOPER
49	0664	WASHER 12x4x2
50	1333	SCREW DIN 7985 M4x6
51	2544	SPACER
52	1302	SCREW DIN 916 M5x6
53	2545	TILTING POSITIONER STOPER
54	2548	TILTING STAND
55	1283	SCREW DIN 7985 M4x8
56	2546	TILTING , LEFT
	2547	TILTING, RIGHT

<i>ITEM</i>	<i>REFERENCE</i>	<i>DESCRIPTION</i>
57	1684	SCREW DIN 916 M4x8
58	2549	TILTING FEED SCREW, LEFT
	2550	TILTING FEED SCREW, RIGHT
59	2233	TILTING CONNECTING ROD